



**POLY**

**ENTRY TO CANADA**  
**November 19, 2024**

# YOUR ADVISORS



**Amélie Ferland**

International Student Advisor– Regulated International  
Student Immigration Advisor

Service aux étudiants de Polytechnique (Student Services  
Office)



**Marina Negrivoda**

International Student Advisor– Regulated International  
Student Immigration Advisor

Service aux étudiants de Polytechnique (Student Services  
Office)

# STRUCTURE OF THE PRESENTATION

- Information (30 minutes) followed by a Q&A period (30 minutes)
- Thank you for sticking to general questions. If you have questions regarding your case: [sep-international@polymtl.ca](mailto:sep-international@polymtl.ca).
- Today's presentation is recorded and will be available on the GO-Poly website in the upcoming days.

# **IMMIGRATION PROCEDURES**

# BEFORE COMING TO CANADA: MANDATORY DOCUMENTS

## **STUDENTS IN DEGREE-GRANTING PROGRAMS:**

- Passport
- CAQ for studies
- Approval of a study permit (SP), including electronic travel authorization (eTA) or temporary resident visa (TRV)

## **STUDENTS ON A ONE-TERM EXCHANGE:**

- Passport
- CAQ for studies
- SP approval (including TRV or eTA)

## **OR**

- Passport
- TRV or eTA

# BEFORE COMING TO CANADA: MANDATORY DOCUMENTS

## IMPORTANT!

- If you do not have all the necessary documents, we strongly advise against coming to Canada, as you could be denied entry to the country.
- Furthermore, please note that Polytechnique Montréal will not be able to maintain your enrollment for the current semester if you are unable to provide valid immigration documents no later than the deadline for course selection modifications, which is **January 22, 2025**.

# BIOMETRICS

Biometrics consists of taking your photo and fingerprints at a Visa Application Centre (VAC). Valid for 10 years.

## **Who must provide their biometric data:**

- Applicants for a study permit;
- Persons coming on exchange for a term as visitors and who require a TRV.

## **Who does not have to provide biometrics:**

- U.S. citizens;
- One-term exchange students with an eTA.



# BIOMETRICS

**If you were required to provide your biometric data, but failed to do so, here are the steps to follow:**

- 1) Go to your online account and pay the \$85 biometric fee;
- 2) Submit the receipt to IRCC via their web form;
- 3) Wait until you receive your biometrics instruction letter and schedule an appointment at the nearest VAC to provide your data.

[Steps to follow](#)



# PROCESSING OF IMMIGRATION APPLICATIONS

- Please note! Processing times vary from one visa office to another.
- International student advisors do not have the authority to expedite applications.

## What you can do:

- [Check your application status](#)
- [Write to IRCC](#)


## Study permit outside Canada

Processing time

France

 **6 weeks**

Last updated: November 5, 2024 Updated weekly

 To help you predict how long it may take to process your application, we're showing processing times for study permits based on **where you're applying from.**

# WHEN TO ARRIVE IN CANADA – WINTER 2025

- On-campus welcome activities: Starting **January 3, 2025**
- Start of classes: **January 8, 2025**
- Deadline to arrive in Canada: **January 22, 2025**
- Possibility of deferred admission for the following programs:
  - [Bachelor's degree](#)
  - [Graduate studies \(DESS, Master's degree, PhD\)](#)
- Exchange students: write to [etudiant.echange@polymtl.ca](mailto:etudiant.echange@polymtl.ca)

# FREQUENTLY ASKED QUESTION

**Q:** I am coming to study in a degree program. Can I come to Canada as a visitor with an eTA before receiving approval for my study permit?

**A:** We strongly advise against this:

- Real risk of expulsion upon arrival in Canada;
- You will have to go to the U.S.-Canada border to pick up your study permit;
- If the study permit is not issued by January 22, 2025, registration for the winter term 2025 will be cancelled.

# **ENTRY TO CANADA**

# PACKING YOUR BAGS

## **Cabin baggage:**

- A change of clothes for a few days;
- Basic necessities (e.g. prescription drugs);
- Liquids and gels: containers of no more than 100 ml in a plastic bag with a maximum capacity of 1 L.

## **Checked baggage in the hold:**

- Check the number, size and maximum weight of bags with your airline;
- Do not carry any prohibited materials (e.g. flammable products).

[More information](#)

# DOCUMENTS TO HAVE ON HAND

- **Passport**
- **Approval of your immigration documents, according to your situation**
- **Offer of admission to Polytechnique Montréal valid for winter 2025 and confirmation of enrolment from your online student file (if possible)**
- **Proof of financial capacity**
- **Address of your accommodation**

**Have printed copies of your documents!**

**Have your cell phone charged and connected to the airport wifi!**

# STEPS UPON ARRIVAL AT THE AIRPORT

1

Primary inspection kiosk or eGate



2

Secondary Inspections




3

Important! Check the received documents!

A sample of a Canadian Study Permit document. The document is titled "STUDY PERMIT/PERMIS D'ÉTUDES" and contains the following information:  
- Client Information: Family Name, Given Name, Date of Birth, Sex, Country of Birth, Country of Citizenship, Travel Document.  
- Additional Information: Date Issued, Date of Expiry, Case Type, Institution Name, Field of Study, In Force Until.  
- Conditions: 1. MUST LEAVE CANADA BY 2017-02-28. 2. MAY ACCEPT EMPLOYMENT ON OR OFF CAMPUS IF MEETING ELIGIBILITY CRITERIA AS PER R186(1), (1) OR (1), MUST CEASE WORKING IF NO LONGER MEETING THESE CRITERIA.  
- Remarks/Observations: MUST ACTIVELY PURSUE STUDIES AT A DESIGNATED LEARNING INSTITUTION. MAY ACCEPT EMPLOYMENT ON OR OFF CAMPUS IF MEETING ELIGIBILITY CRITERIA AS PER R186(1), (1) OR (1), MUST CEASE WORKING IF NO LONGER MEETING THESE CRITERIA.  
The document also features the Canadian coat of arms and the word "CANADA" in large letters.

4


Baggage claim and exit from the secured area



# ACCUEIL PLUS (WELCOME PLUS)

SERVICE FROM DECEMBER 28, 2024 TO JANUARY 12, 2025

- [Accueil Plus](#) is a free service **offered only to new international students.**
- Complete the online registration form at least 24 hours before your arrival in Canada.





# IMPORTANT ADMINISTRATIVE STEPS

**By **January 22**, you must submit your immigration documents to the Registrar's Office:**

- One-term exchange students: Passport
- All other students: Passport, CAQ for studies and study permit

**By **February 15**, if applicable, [provide proof of international student insurance exemption \(ASHEE\)](#).**

Consult the [New Student Journey](#) for more information on your administrative duties.

# YOUR OBLIGATIONS DURING YOUR STUDIES

- Maintain full-time enrolment during your studies and pass your courses:

<b>Program</b>	<b>Term</b>	<b>Minimum number of course credits</b>
Bachelor's degree	Fall and winter	12
Professional master's degree and DESS	Fall and winter	9
Master's research and PhD	Fall, winter, summer	Not applicable

# YOUR OBLIGATIONS DURING YOUR STUDIES

- **Respect work-related conditions:**
  - [On campus](#)
  - [Off campus](#)
  - [Internship included in the curriculum](#)
- **[Renew your passport, CAQ for studies and study permit before they expire.](#)**



[sep-international@polymtl.ca](mailto:sep-international@polymtl.ca)



# NEXT STEPS...

- **Follow Immigration, Refugees and Citizenship Canada (IRCC)** for any changes that may occur before your arrival in Montreal.
- **Attend [GO-Poly webinars](#):**
  - NEXT WEBINAR! Registration and course selection: December 4, 10:30 a.m.
- **Watch** the [video clips](#)
- **Read the [GO-Poly newsletters](#)**
- Many [welcome activities](#) are planned on campus!

# FOR MORE INFORMATION

## FOR A GOOD START:

- Visit the GO-Poly website: [polymtl.ca/gopoly/en](http://polymtl.ca/gopoly/en)
- Write to the GO-Poly team: [info@polymtl.ca](mailto:info@polymtl.ca)

